

## Good Governance and health in the Arab world

Kherraz Lakhdar \*<sup>1</sup>, Alami Khadidja <sup>2</sup>

<sup>1</sup> University of saida Dr.Moulay Tahar,Algeria ,  
lakhdar.kherraz@univ-saida.dz

<sup>2</sup> University of saida Dr.Moulay Tahar,Algerie [Alamikhadidja@yahoo.fr](mailto:Alamikhadidja@yahoo.fr)

*Received: 27/04/2021*

*Accepted: 22/05/2021*

*Published:01./06/2021*

### **Abstract:**

the good governance is based on the application of the transparency ,accountability , and credibility .also on the existence on the effective public institutions and as a category that provides the population needs , reinforces the social justice and guarantees the equal access to high-services

In our study , we are going to rely on the descriptive and analytic methodology in order to study the relation between the good governance and health , where the governance was measured by six indicators that have been already adopted by many researchers .

**Keywords** good governance; transparency; accountability; credibility; health.

---

*\* Corresponding author*

## **1. INTRODUCTION**

The usage of the good governance has begun at the start of the nineteenth decade by the international organizations ,in order to achieve the community development in the developing countries efficiently and effectively ; since their government sector is incapable .the use of this term became common in both developing and developed countries , in order to fulfill the citizen's ambitions through the comprehension and sustainable development provision and as a result of the universal challenges that face the world , such as globalization and the security threats , beside the national challenges (competitiveness , poverty , unemployment , safety ect...) the state's commitment to the good governance methodology became extremely important when it involves the integration between government administration , the private sector and the civil society institutions. The good governance with its different dimensions became a major condition in order to achieve the sustainable development and to improve the living standards through finding the political , legal , economic, and social conditions needed ,in order to eliminate poverty , find job opportunities and to Improve the quality of health-care services .which leads to the Improvement of the population`s health and comfortable life .the good governance is based on the application of the transparency ,accountability , and credibility .also on the existence on the effective public institutions and as a category that provides the population needs , reinforces the social justice and guarantees the equal access to high-services.

This research aims to solve the following problematic: what is the reality of the governance in the Arabic countries? And what is its Impact on the health-care sector?

## **2. The definition of good governance :**

As for the terms ruling governance , Governance management , community Management are the shortened translation that (circulate) circulated the term « Corporate Governance » ; and the scientific definition of this term is style of exercising powers of good management . (Anmar, 2012)

There is as much definition of good governance as there are different and multiple parties that launched it , except that it's content is poured in one

principle , for the (International bank in his ) report issued by the International bank in 1992 under the title « Governance and development » has identified the Good governance (la bonne governance) as the way power is practiced in in managing economic (resources) , social , national resources that are directed to development . and among the most known definitions is the one that ( u.s.a ) the development programme of u.s.a adopts : ‘’ it is practicing the economic politics and management power to run the country matters on all levels , through mechanics , operations and institutions that enable pupils and groups to achieve their interest’s .’’ (Tarek, 2007 ) .

### **3. Government’s International Indicators :**

Although government’s measurements indicators are numerous ; the government’s International Indicators are among the most holistic , credible , and accurate ones in measuring governing quality comparing to available indicator that consist of one government measured for the international indicators contain six measurement, everyone focuses on one of the government’s topics . these measurements include corruption control , government effectiveness , political stability legislation’s quality and application , the rule of law , participation and accountability (Bassem, Good Governance, 2014).

#### **- Rule of law (RL) :**

Rule of law express the level of the respect of citizens , and statesmen , in some country in legal constitution that work on solving conflicts in the society (Ahmed , 2011)

#### **- Control of corruption:**

According to WGI ,control of corruption measures the extent through which the public authority can refrain the small and the big personal gains , also the restriction of the elites control and the owners of personal interests on the referee. (Bassem , Good Governance, 2014)

#### **Political stability and the absence of violence :**

The research and studies center of the world bank identifies the political stability through the stability extent in the ruling authorities , and if it changes constantly , and if this change is done by the use of means that are unrelated with the state constitution, and it characterizes by using violence And

terrorism . (Safih, 2015)

**Regulatory quality :**

The regulatory quality and its applications mean that it measures the extent of the government's ability to formulate and Implement policies and effective regulations that its concern is the help of the development in the private sector. (Bassem , Good Governance, 2014)

**Voice and accountability :**

Voice and accountability means the participation of all the society members in taking the decision and this is through the institutional channels that they enable the society to express its opinion in making the decision ,and which guarantees the freedom of speech and the basic standards of the human rights, beside that all the officials and the decision-makers should be exposed to the accounting principle in front of public opinion and its institutions without any exception. (Mohamed , 2013 )

**- Government effectiveness :**

According to the research and studies center of the world bank, the quality of the government bureaucracy indicates the extent of the country ability in formulation and Implementation of its policies and doing its general services with efficiency. (Safih, foreign investment and good governance, 2015).

**- health :**

According to the world health organization (WHO) : constitution (adopted in 1948) : ‘’ health is the state of complex physical , mental and social well-being and not merely the absence of disease or disability ‘’ . Therefore , Mark A . Rothstein defined the health public sector as : a sector of intervention of public officials by taking appropriate measures depending on the legal authority and its commitment in order to protect people ‘s health . According to him , the decisive factor for the public health is the role of governance , its authority and its commitment by taking appropriate measures to eradicate any thing that harm the people’s health. (Boukhriss , 2013).

**- Health status indicators :**

Infant mortality rate : is the number of infants dying before reaching

one year of age , per 1000 lives births in given year

- **Mortality rate under 5 :**

Probability per 1000 that new born babies dying before reaching the age five . UNICEF consider this indicator one of the most important indicator that reflects the health conditions

- **Life expectancy at birth :**

Indicates the number of years a new born infant would live if prevailing patterns of mortality at the time of its birth were to stay the same throughout its life (economies of health 2003)

- **The relation between governance and health :**

believe that there is a similarity between the corporate governance principles and elements of human development , for instance transparency and rule of law are considered elements of Good Governance , besides they collaborate in improving education and health . therefore , Pradhan and Sanyal think that the Good Governance leads to a more effective government action which supports health service provided to people . however ; Alkire (2010) believes that the good governance is related to growth and development because governments provide more effective services which lead to rise the standards of living for people . besides , he thinks that the quality of health – care services boost economy through well-trained individuals and experts . these latters are the result of the existence of an economic growth and good indicators by government (Bassem , Good Governance, 2014 ).

#### **4. RESULTS AND DISCUSSION**

In our study , we are going to rely on the descriptive and analytic methodology in order to study the relation between the good governance and health , where the governance was measured by six indicators that have been already adopted by many researchers .

These indicators are : PS( political stability ) , GE (governance effectiveness) CC , RG , RL (rule of law), VA (voice and accountability)

The health indicator was measured via 3 others measures :

MMR : maternal mortality rate

VMR : under five mortality rate

LEXP : life expectancy at birth

#### 4.1 Sampling design and data collection :

In order to study the impact of the good governance on health in the Arabic countries , the details are in the following table:

**Table 1.** Good governance indicators and Health indicators

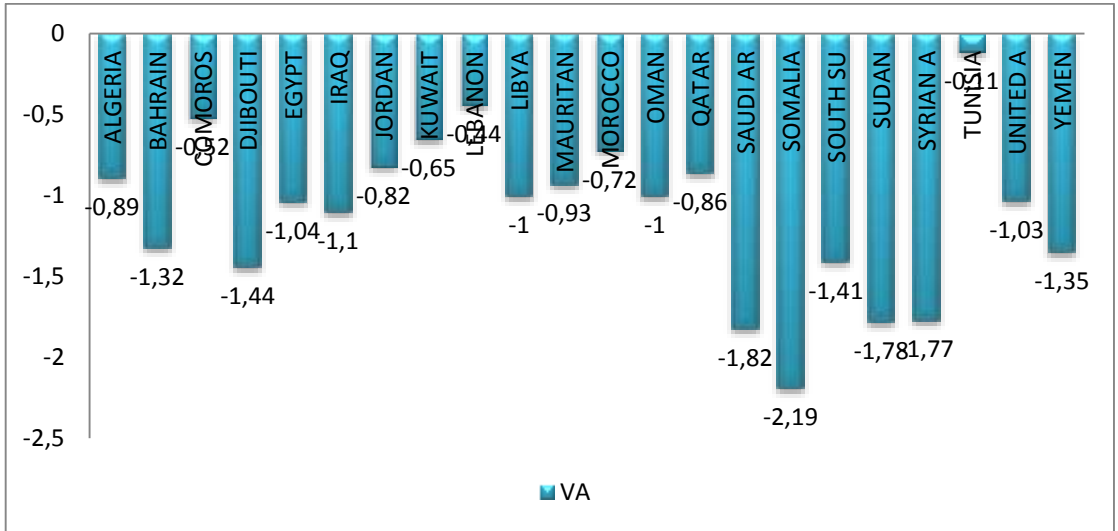
Country	Good governance indicators						Health indicators		
	VA	PS	RQ	GE	RL	CC	LEXP	UMR	MMR
ALGERIA	-0,89	-1,17	-1,19	-0,6	-0,68	-0,48	71	20	89
BAHRAIN	-1,32	-1,34	0,6	0,58	0,35	0,45	76,6	10	22
COMOROS	-0,52	-0,24	-1,26	-1,44	-0,99	-0,73	60,9	78	350
DJIBOUTI	-1,44	-0,12	-0,55	-1,18	-0,76	-0,44	61,8	81	230
EGYPT, A	-1,04	-1,62	-0,7	-0,89	-0,6	-0,6	71,2	21	45
IRAQ	-1,1	-1,99	-1,26	-1,08	-1,47	-1,25	69,4	34	67
JORDAN	-0,82	-0,62	0,11	-0,11	0,39	0,09	73,9	19	50
KUWAIT	-0,65	0,14	-0,09	-0,07	0,39	-0,15	74,3	11	14
LEBANON	-0,44	-1,69	-0,09	-0,39	-0,78	-0,92	80	9	16
LIBYA	-1	-1,81	-1,83	-1,5	-1,36	-1,52	75,3	15	15
MAURITAN	-0,93	-1,02	-0,7	-0,9	-0,95	-0,68	61,6	84	320
MOROCCO	-0,72	-0,5	-0,17	-0,07	-0,25	-0,36	70,9	31	120
OMAN	-1	0,48	0,47	0,21	0,56	0,08	76,6	12	11
QATAR	-0,86	1,22	0,74	1,07	1,04	1,24	78,4	7	6
SAUDI AR	-1,82	-0,41	0,08	0,06	0,26	-0,01	75,5	9	16
SOMALIA	-2,19	-2,75	-2,21	-2,21	-2,44	-1,58	55,1	147	850
SOUTH SU	-1,41	-1,76	-1,51	-1,49	-1,44	-1,36	55,3	104	730
SUDAN	-1,78	-2,2	-1,44	-1,53	-1,25	-1,49	62,1	73	360
SYRIAN A	-1,77	-2,68	-1,61	-1,34	-1,48	-1,24	74,6	15	49
TUNISIA	-0,11	-0,91	-0,35	0	-0,2	-0,15	75,9	16	46
UNITED A	-1,03	0,92	0,78	1,17	0,64	1,29	76,8	8	8
YEMEN, R	-1,35	-2,35	-0,74	-1,2	-1,16	-1,2	63,1	60	270

Source : Worldwide Governance Indicator (WGI,2013) and world bank (2013) and International Human Development Indicators

#### 4.2 Description governance indicators in the Arab States:

1/ participation and accountability index:

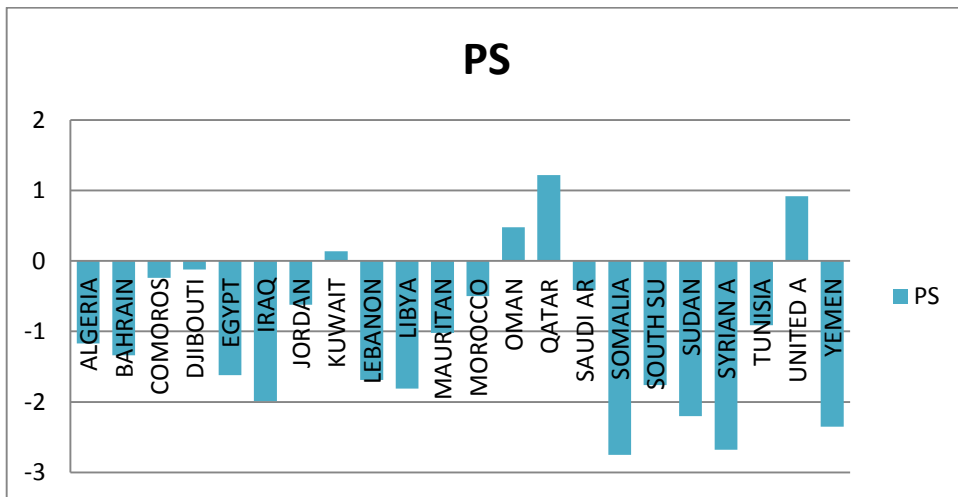
**Fig.1.** participation and accountability index



Source: from researchers based on data Worldwide Governance Indicator (WGI,2013)

**2/ The political stability index (PS):**

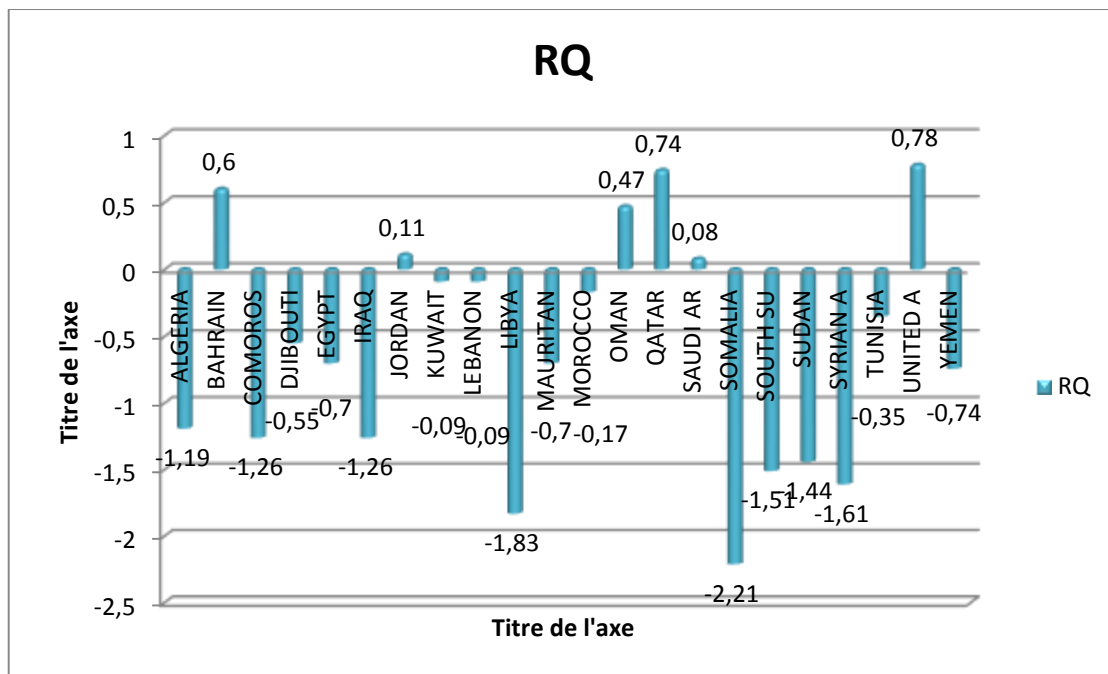
**Fig.2.** The political stability index (PS )



Source: from researchers based on data Worldwide Governance Indicator (WGI,2013)

3/The quality of legislation and its application index:

Fig.3. The quality of legislation and its application index

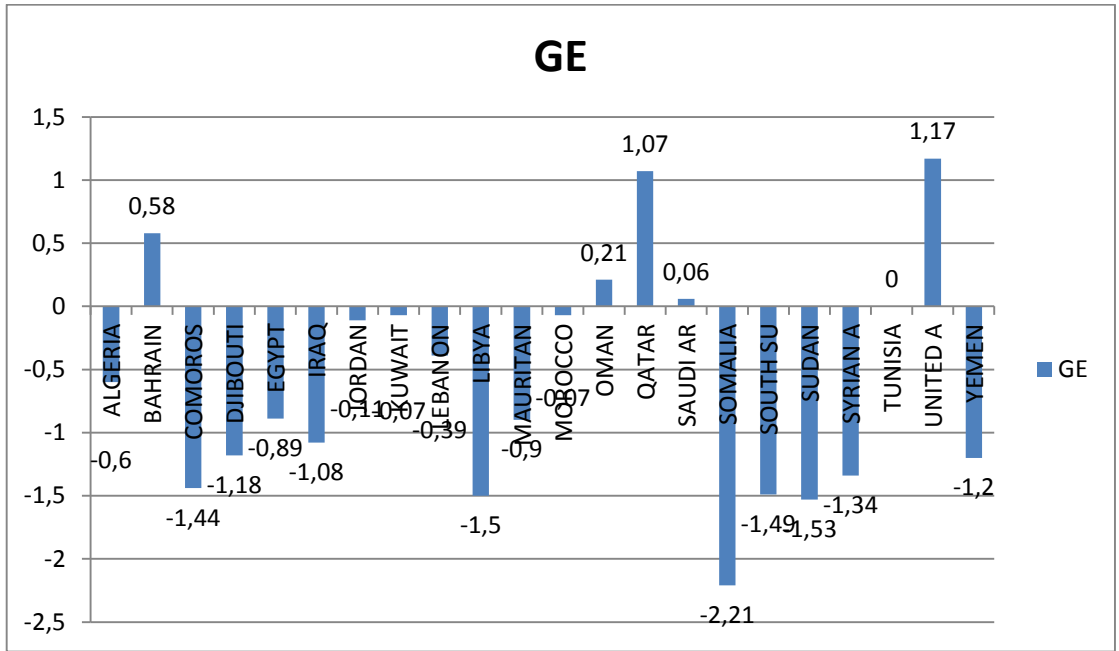


Source: from researchers based on data Worldwide Governance Indicator (WGI,2013)



**4/ government effectiveness index( GE):**

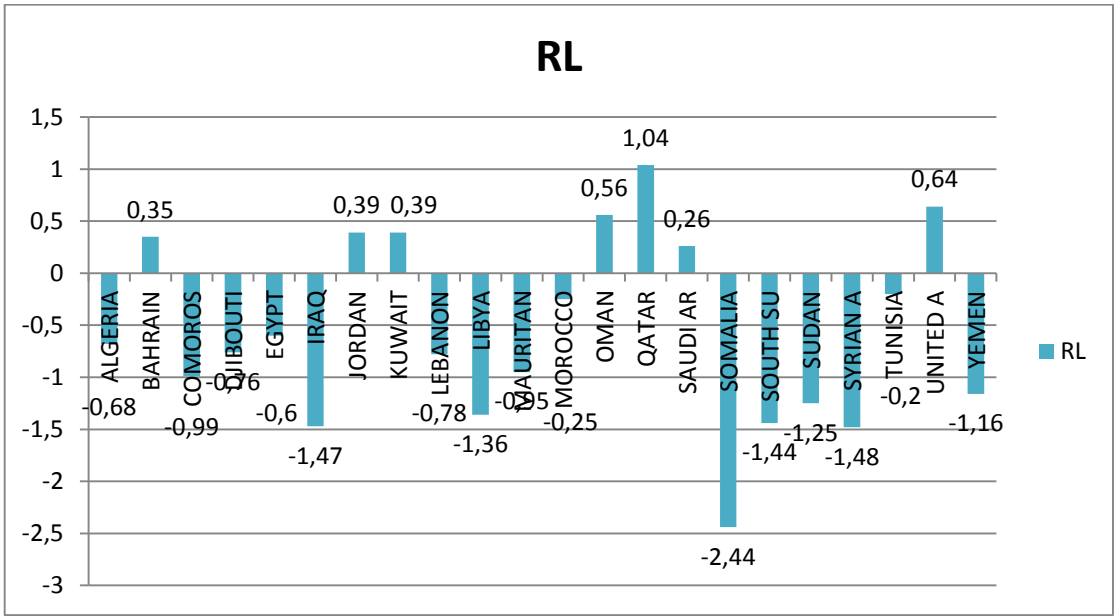
**Fig.4.** government effectiveness index( GE)



Source: from researchers based on data Worldwide Governance Indicator (WGI,2013)

**5/ Rule of Law Index (RL) :**

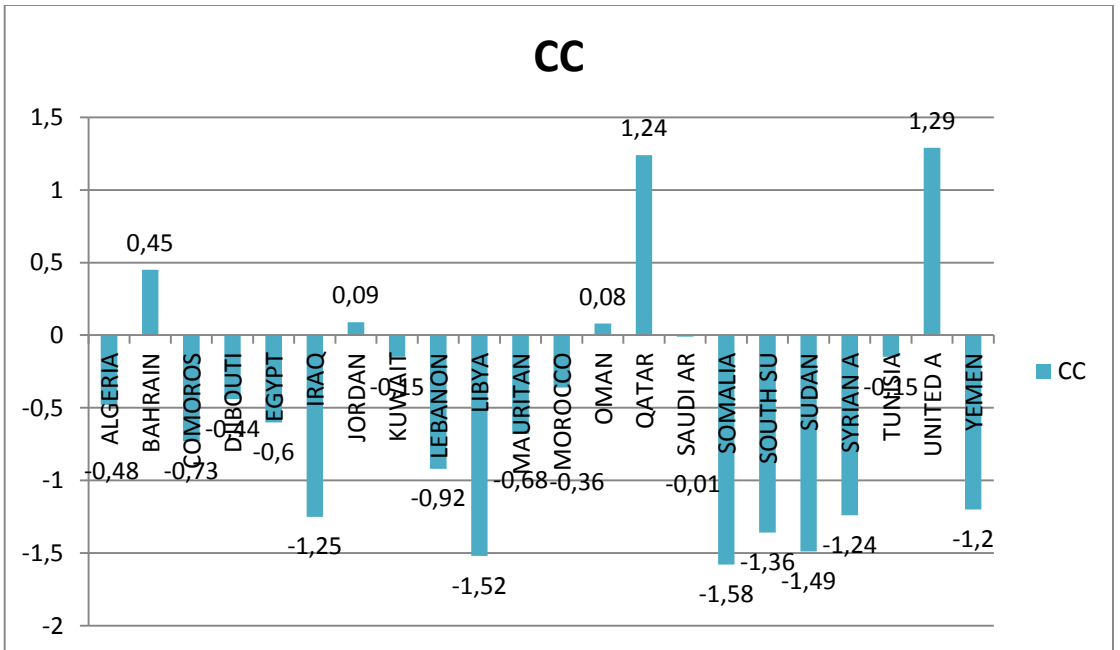
**Fig.4.** Rule of Law Index (RL)



Source: from researchers based on data Worldwide Governance Indicator (WGI,2013)

6/Combating corruption index (cc) :

Fig.4. Combating corruption index (cc)



Source: from researchers based on data Worldwide Governance Indicator (WGI,2013)

The figure shows mentioned above the bad situation in ruling the government , so most countries had negative values in the latter

-The indicator of participation and issues of all countries under treatment is the worst comparing with the indicator is regarded as the first in as it takes the negative values to all countries , the political stability indicator which four countries take the positive value , and for the remaining indicators most of the Arabic countries have negative values ,and the countries which take positive values are : Emirates , Qatar Jordan , Oman and Bahrain , and for the high classified countries in WGI are Emirates and Qatar , which are at the top as they have positive WGI , and following by Bahrain , Oman , and Jordan , so the main reason for this is the political and economical unrest.

**4.3 data analysis and findings:**

We used in this treatment the regression PLS and as data basis was treated using the following programmes SYStat12, SPSS.V21, STATISTICA7.

**1/The discovery of the existence of the problem of interference between the linear variables:**

and to confirm that there is interference line we use me methods to figure it out The use of the factor of inflation VIP , finding this  $/X'.X/$  , use of related elements situated out of diameter , according to our study we will only have the lasted trial (test) and this method suggests (Gunst Et Mason; 1980) and Through correlation matrix shown in the table below:

**Table 2.** correlation matrix

	VA	PS	RQ	GE	RL	CC
VA	1,000					
PS	0,449	1,000				
RQ	0,392	0,763	1,000			
GE	0,426	0,760	0,943	1,000		
RL	0,428	0,841	0,939	0,942	1,000	
CC	0,346	0,855	0,903	0,940	0,927	1,000

Source : Outcomes of Programme Systat 12

There is a Correlation almost complete between the Variables ( RQ.GE) and between (RQ.RL) and between (RQ.CC) , Which indicates the presence of a large linear overlap between these variables and that leads to inaccurate results of the analysis.

Therefore, in order to raise the linear overlap and then get the results of a logical without deleting any important predictive variable it has been to resort to partial least squares method (PLS).

**2/The choice of the number of components using Cross- validation :**

It is usually better to choose the number of components to decrease making mistake in contacting the reaction of the element using independent variables , and using above amount of elements leads to an acceptable result in conform to data , but this leads to over – fitting , the Cross- Validation It is one of the statistical methods to test the number of components in regression PLS . So that the goal is to get the model with minimal number of components and at the lowest possible error.(Ilham Abdelkarim hsin ;2011) According to the Pierre-Louis Gonzalez and Michel Tenenhaus ;Component is retained if the following condition is met :

$$Q^2 = 1 - \frac{PRESS_h}{RESS_{h-1}} \geq \text{limite}$$

According to the regression (PLS) to Y on X ,so we keep the main components t and U1 , thus we confined of this based on Cross-Validation , and the results showed that the second component is Not significant (NS).

**Table 3.** the situation of both good governance and health in a row

component	$Rd(y; t_1, t_h)$	$Rd(x; t_1, t_h)$	$Q^2$	limite	significance
1	0.790421	0.790421	0.344374	0.00	S
2	0.081950	0.872371	-0.467861	0.00	NS

Source: prepared by researchers based on output STATISTICA7

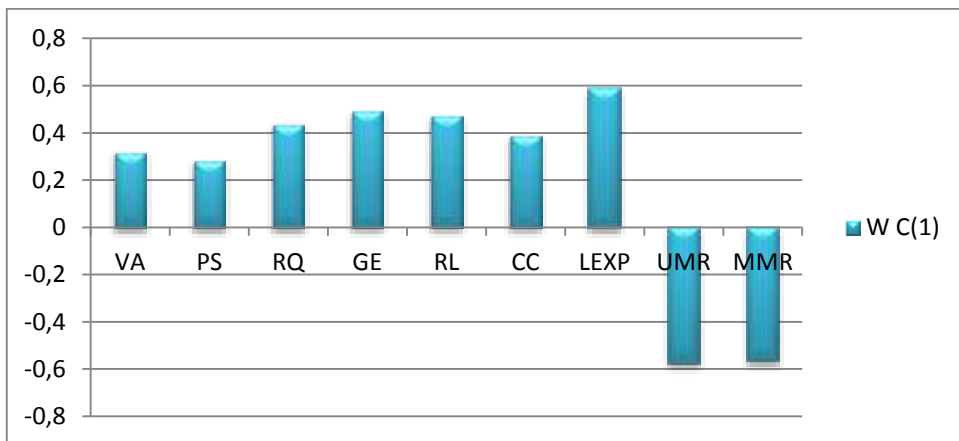
The factors that we have  $t_1$  and  $u_1$  describes the situation of both good governance and health in a row . By using based data and reductive we can write the two factors as follows :

$$t_1 = 0.3191VA + 0.2836PS + 0.4382RQ + 0.4961GE + 0.4761RL + 0.3908CC$$

$$u_1 = 0.5885LEXP - 0.5783UMR - 0.5648MMR$$

**4.4 The following figure shows the transactions w and c variables contributions to building components represented by:**

**Fig.5.** the transactions w and c variables contributions to building components

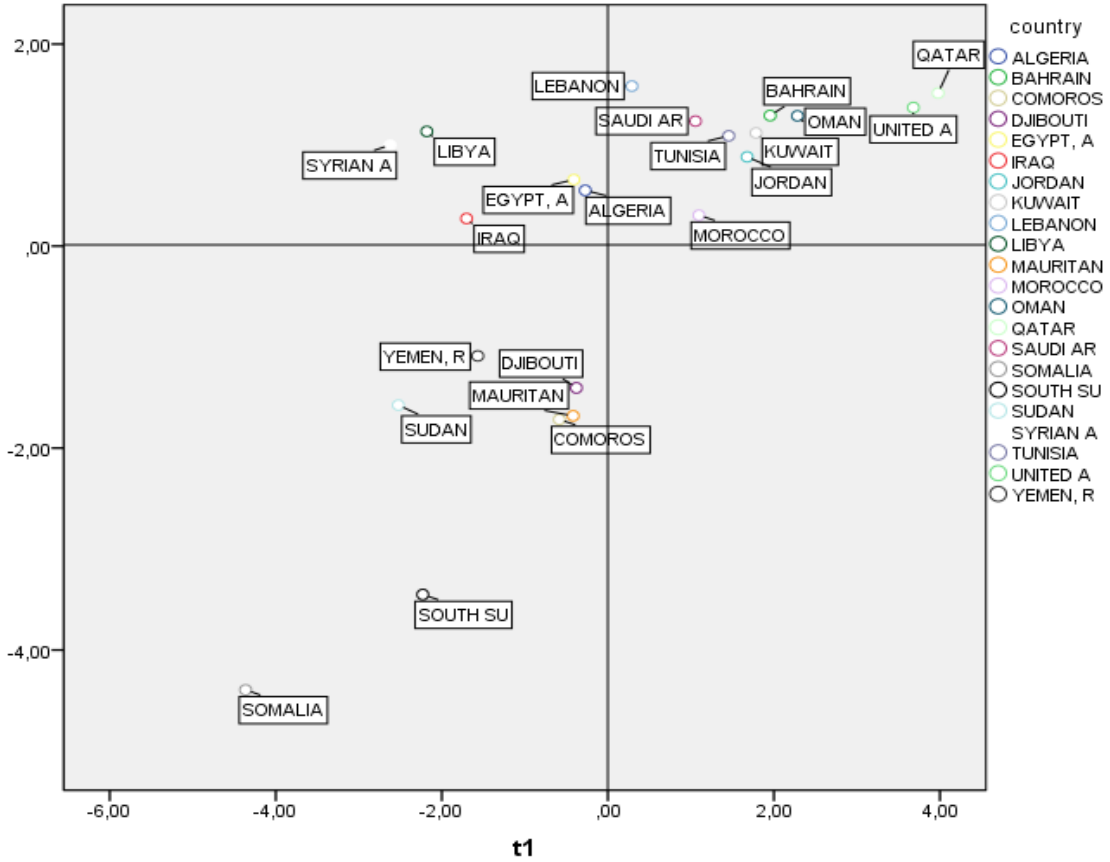


**Source:** from researchers based on program Excel

Through the above results it illustrates the importance of every government effectiveness index(0.496) ; Rule of law (0.476); quality of legislation and its application (0.438) ; In construction of good governance As for health, all the indicators used are important.

**4.5 Position States in accordance with good governance and health:**

**Fig.6.** Position States in accordance with good governance and health



**Source:** prepared by researchers based on output STATISTICA7

According to the graphical representation, the best countries in good Governance and health are those in the first quarter of it such as: the United Arab Emirates, Amman, Jordan, Saudi Arabia, Kuwait. According to the World Bank data, these countries exhibited positive indicators of good governance but regarding the total health indicators, these countries improved immensely with an increase in life expectancy with a decrease in infant mortality all over the countries. Concerning countries in the cost quarter, they all except Algeria suffered severe problems in government which ended in what was called the Arab Spring.

Algeria on the other hand, due to its awareness of the huge importance of health, seeks like any other country on its path to growth to achieve the those

concerning the inhabitant's health. This is why Algeria applied different strategies under the frame of health organization thus the medical sector witnessed tremendous achievements such as employing policies and suitable programs meaning housing policies positive and health programs and the new health which achieved accountable results in the field of motherhood and the death of others and new born babies and care taking of old people who benefit from the service including medication ;As it is obvious that it is trying to achieve the dimensions of good governance such as the indicator of mastery of law as (abdelhak hamlaoui , 2013) point out that many pioneers in political sciences infirmed that Algeria by adopting the principles of 1121 constitution; Which are based on the democracy and eliminating all what concerns individuality and embracing political the desire of creating a new comprehension of the way of governing which is based on bases of laws .

Concerning the countries on the third quarter most of them suffer from political and social unrest for instance both Yemen and Sudan suffered severe security disturbance which resulted by separating Sudan into 2 independent countries ; And this also includes Somali that suffers from political unrest , poverty which the first enemy for health according to 2012 Farah the relation between poverty and bad health is strong and can not be separated unless by developing economical , social and environmental cases of poor people.

Health accommodations lead to high death rates and majority are children in addition to the lack of food and weight in comparison to age and so the death of poor women.

-The partial regression Characterized by the possibility of data analysis of the matrix of independent variables with a matrix of predictive variables at once, It has been conducting this analysis using this method and the results were as follows:

**Table 4.** Partial least squares regression parameters.

	LEXP	t	sig	UMR	t	sig	MMR	t	sig
VA	0,123	0,794	NS	-0,155	0,945	NS	-0,213	1,210	NS
PS	-0,362	1,248	NS	0,431	1,390	NS	0,337	0,892	NS
RQ	-0,573	0,788	NS	0,772	1,470	NS	0,368	0,582	NS
GE	1,463	2,455	S	-1,281	2,033	S	-0,745	0,868	NS
RL	0,743	1,281	NS	-1,228	2,197	S	-1,036	1,642	NS
CC	-0,690	1,169	NS	0,770	1,413	NS	0,570	0,870	NS

Source: from researchers based on output SYSTAT12

Through a table above we note that there were significant positive correlations (1.463) between the effectiveness of the government index and the rate of hope in life expectancy at birth. also There is an inverse relationship between the effectiveness of the government and Rule of law index and mortality rate of children least 5 years where it was estimated -1.281 and -1.228 Respectively It is statistically significant.

As for the model test results were as follows :

**Table 5.** Analysis of variance to the chance living rate ( birth )

<b>Analysis of Variance for LEXP</b>					
Source	SS	df	Mean Squares	F-ratio	p-value
Regression	15,521	6	2,587	7,082	0,001
Error	5,479	150	0,365		

Source: from researchers based on output SYSTAT12

**Table6.** Analysis of variance to the death rate to children under 5 years

<b>Analysis of Variance for UMR</b>					
Source	SS	df	Mean Squares	F-ratio	p-value
Regression	16,235	6	2,706	8,519	0,000
Error	4,765	150	0,318		

Source: from researchers based on output SYSTAT12



**Table 7.** Analysis of variance to The average maternal mortality

<b>Analysis of Variance for MMR</b>					
<b>Source</b>	<b>SS</b>	<b>df</b>	<b>Mean Squares</b>	<b>F-ratio</b>	<b>p-value</b>
Regression	12,970	6	2,162	4,038	0,013
Error	8,030	150	5,35		

**Source:** from researchers based on output SYSTAT12

### **3. Results analysis :**

From the results of our researches ,it is clear that there is a relation between the wise government management and public health's , because the conditions which effect the health is the sovereignty of the law , and when a government apply the Wise's policy principles . It leads to realize the economic and public prosperity on what is known as the permanent prosperity and for its first effect to the social life citizen is to ameliorate the health's conditions because the bad health's establishments lead to high deaths number among children and women during children's birth from this point the health becoming of the necessary subjects of the development without it the development will be not perfect , and finally we always that the wise leadership policy lead to a good health are and social development , and also economic and prosperity .

### **4. CONCLUSION**

From the researched results we conclude that the wise leadership is necessary for good health are and for the increase of the death's rate and wise years, and the absence of the wise leadership will be a big obstacle in the prosperity and the development way and the decrease of poverty which effect the health's are in these countries and the deaths will increase from this we should mention that the wise policy is the first responsible of the democracy and if we lose the control and the laws' sovereignty , the country will live in corruption , and also the social prosperity and health are among this .

## **5. Bibliography List :**

- 1- Ahmed Djassem Mohamed Elmtouri (2011) , the indicators of governance and its impact on the economical progress in Iraq , the Gulf Economics Magazine N 19
- 2- ILhem Abd El Karim Hocine (2012) , comparison between using PLSR and PCR in impacting factors on stretching cement , Education and Learning Magazine N 25
- 3- Anmaer Amine Elbraoui (2012) Government parameters , studying of some countries , globalized governance in Egypt knowledge , international conference 15 17 december , Lebanon
- 4- Bassem Abd Allah Bassem (2014), Good Governance Saudi Arabia , status study , academy of social and human study , Department / economical and law science N 11 P 3-23
- 5- Boukhriss Mohamed Elssedik (2013) Government of worldwide health in bases and trade needs memory MJ UNS Elhadj Lakhdar Batna , Algeria
- 6- Chaban Fareh (2012) Good Governance as a recent entry to general spending and limiting poverty , study of Algerian state (2000-2010) Doctorate letter in economical science UNS of Algiers
- 7- Safa Youness Elsafoui , saif Eldinne Daia Eldinne , Salah Moaid Chaker , using PLSR method to avoid multiline in relations , Iraqi Magazine of statistics science N17
- 8- Safih Sadek (2015) foreign investment and good governance - Algeria state study- of Doctorate UNS OF Telemcen Algeria
- 9- Tarek Nouir (2007) Enhancement of statistical capacities and good governance status of Egypt , Conference of Statistics Jordan 12-13 November
- 10- Abd Elkader Ali Ben Yahyia , impact of government effectiveness on the progress of economy academy of social and human study , Department / economical and law science N12 P 87-95
- 11- Abd Elhak Hamlaoui (2013) , political mechanisms to achieve economical progress in the Arabic Countries in Good governance vision Master Memory UNS of Bisekra Algeria
- 12- Mohamed Mahmoud Elaljouni (2013) impact good governance on continuous progress in the Arabic Countries , the International Conference ICIEF about development and stability in Islamic vision , 9-11 September TURKY
- 13- Health and Economics , series tackling progress issues , The Arabic Institute of Design.

- 14- Gerry Veenstra (2002). Social capital and Health (plus wealth; income inequality and regional health governance) .Social Science and Medicine 54. 849-868
- 15- Jean-Marc , Bouguerra , Afifa and Bories , Denis (2011). marketing research, 6<sup>th</sup> Edition. Paris: Pearson Education.
- 16- Rajaie Bantniji and al (2014). Governance and health in the Arab world , Health in the Arab world: a view from within 1,Vol 383, 343-55 .
- 17- Tenenhaus; M. (1998) PLS regression: Theory and Practice . Editions technip