

Printed from

Journal of Scientific Research

<http://www2.univ-bechar.dz/jrs/>

Contribution to the improvement of compressed image protection against transmission errors using TCM-UGM/STBC

M. BENAÏSSA^{#1}, A. BASSOU^{*}, M. BELADGHAM[#], A. MOULAY LAKHDAR[#]

*# Department of technology, University of Bechar,
BP. 417, Bechar, 08000, Algeria*

¹moh.benaïssa@gmail.com

** Telecommunication and Digital signal Processing Laboratory,
University of Djillali Liabes, Sidi Bel Abbes, 22000, Algeria*

Received 15 March 2011; accepted 01 May 2011

The Editor, on behalf of the Editorial Board and Reviewers, has great pleasure in presenting this number of the Journal of Scientific Research. This journal (ISSN 2170-1237) is a periodic and multidisciplinary journal, published by the University of Bechar. This journal is located at the interface of research journals, and the vulgarization journals in the field of scientific research. It publishes quality articles in the domain of basic and applied sciences, technologies and humanities sciences, where the main objective is to coordinate and disseminate scientific and technical information relating to various disciplines.

The research articles and the development must be original and contribute innovative, helping in the development of new and advanced technologies, like the studies that have concrete ideas which are of primary interest in mastering a contemporary scientific concepts. These articles can be written in Arabic, French or English. They will not be published in another journal or under review elsewhere. The target readership is composed especially of engineers and technicians, teachers, researchers, scholars, consultants, companies, university lab, teaching techniques and literary ... The journal is obtainable in electronic form, which is available worldwide on the Internet and can be accessed at the journal URL:

<http://www2.univ-bechar.dz/jrs/>.

Director of Journal
Pr. BELGHACHI Abderrahmane

Editor in Chief
Dr. HASNI Abdelhafid

Editorial Member

Mr. TERFAYA Nazihe
Mr. BOUIDA Ahmed
Mr. LATFAOUI Mohieddine
Mr. OUAHABI Abdelhakim

Reviewers board of the Journal.

Pr. KADRY SEIFEDINE (The American University in KUWAIT)
Pr. RAZZAQ GHUMMAN Abdul (Al Qassim University KSA)
Pr. PK. MD. MOTIUR RAHMAN (University of Dhaka Bangladesh)
Pr. MAHMOOD GHAZAW Yousry (Al Qassim University KSA)
Pr. KHENOUS Houari Boumediene (King Khalid University KSA)
Pr. RAOUS Michel (Laboratory of Mechanic and Acoustic France)
Pr. RATAN Y. Borse (M S G College Malegaon Camp India)
Pr. LEBON Frédéric (University of Aix-Marseille 1 France)
Pr. MONGI Ben Ouédou (National Engineering School of Tunis)
Pr. BOUKELIF Ouéd (University of Sidi Bel Abbes Algeria)
Pr. DJORDJEVICH Alexander (University of Hong Kong)
Pr. BENABBASSI Abdelhakem (University of Bechar Algeria)
Pr. BOULARD Thierry (National Institute of Agronomic Research France)
Pr. LUCA Varani (University of Montpellier France)
Dr. FELLAH Zine El Abidine Laboratory of Mechanic and Acoustic France)
Dr. ZHEN Gao (University of Ontario Institute of Technology Canada)
Dr. OUERDACHI Lahbassi (University of Annaba Algeria)
Dr. HADJ ABDELKADER Hicham (IBISC – University of Evry France)
Dr. KARRAY M'HAMED ALI (National Engineering School of Tunis)
Dr. ALLAL Mohammed Amine (University of Tlemcen Algeria)
Dr. FOUCHAL Fazia (GEMH - University of Limoges France)
Dr. TORRES Jeremi (University of Montpellier 2 France)
Dr. GOVINDRAO DIGHAVKA Chandrakant (L. V. H. College of Panchavati India)
Dr. ABID Chérifa (Polytech' University of Aix-Marseille France)
Dr. HAMMADI Fodil (University of Bechar Algeria)
Dr. LABBACI Boudjema (University of Bechar Algeria)
Dr. DJERMANE Mohammed (University of Bechar Algeria)
Dr. BENSAFI Abd-El-Hamid (University of Tlemcen)

Pr. BALBINOT Alexandre (Federal University of Rio Grande do Sul Brazil)
Pr. TEHIRICHI Mohamed (University of Bechar Algeria)
Pr. JAIN GOTAN (Materials Research Lab., A.C.S. College, Nandgaon India)
Pr. SAIDANE Abdelkader (ENSET Oran Algeria)
Pr. DI GIAMBERARDINO Paolo (University of Rome « La Sapienza » Italy)
Pr. SENGOUGA Nouredine (University of Biskra Algeria)
Pr. CHERITI Abdelkarim (University of Bechar Algeria)
Pr. MEDALE Marc (University of Aix-Marseille France)
Pr. HELMAOUI Abderrachid (University of Bechar Algeria)
Pr. HAMOUINE Abdelmadjid (University of Bechar Algeria)
Pr. DRAOUI Belkacem (University of Bechar Algeria)
Pr. BELGHACHI Abderrahmane (University of Bechar Algeria)
Pr. SHAILENDHRA Karthikeyan (AMRITA School of Engineering India)
Pr. BURAK Barutcu (University of Istanbul Turkey)
Dr. SELLAM Mebrouk (University of Bechar Algeria)
Dr. ABDUL RAHIM Ruzairi (University Technology of Malaysia)
Dr. BELBOUKHARI Nasser (University of Bechar Algeria)
Dr. CHIKR EL MEZOUAR Zouaoui (University of Bechar Algeria)
Dr. BENACHAIBA Chellali (University of Bechar Algeria)
Dr. KAMECHE Mohamed (Centre des Techniques Spatiales, Oran Algeria)
Dr. MERAD Lotfi (Ecole Préparatoire en Sciences et Techniques Tlemcen Algeria)
Dr. BASSOU Abdesselam (University of Bechar Algeria)
Dr. ABOU-BEKR Nabil (Universit of Tlemcen Algeria)
Dr. BOUNOUA Abdennacer (University of Sidi bel abbes Algeria)
Dr. TAMALI Mohamed (University of Bechar Algeria)
Dr. FAZALUL RAHIMAN Mohd Hafiz (University of Malaysia)
Dr. ABDELAZIZ Yazid (University of Bechar Algeria)
Dr. BERGA Abdelmadjid (University of Bechar Algeria)
Dr. SANJAY KHER Sanjay (Raja Ramanna Centre for Adavanced Technology INDIA)

Journal of Scientific Research

P.O.Box 417 route de Kenadsa
08000 Bechar - ALGERIA
Tel: +213 (0) 49 81 90 24
Fax: +213 (0) 49 81 52 44

Editorial mail: jrs.bechar@gmail.com

Submission mail: submission.bechar@gmail.com

Web: <http://www2.univ-bechar.dz/jrs/>



Contribution to the improvement of compressed image protection against transmission errors using TCM-UGM/STBC

M. BENAÏSSA^{#1}, A. BASSOU^{*}, M. BELADGHAM[#], A. MOULAY LAKHDAR[#]

*# Department of technology, University of Bechar,
BP. 417, Bechar, 08000, Algeria*

** Telecommunication and Digital signal Processing Laboratory,
University of Djillali Liabes, Sidi Bel Abbes, 22000, Algeria
Corresponding author: moh.benaissa@gmail.com*

Abstract – *The purpose of this work is to present the simulation results over quasi-static Rayleigh fading channel of the association TCM-UGM/STBC in order to protect compressed images against transmission errors. For throughput of 2 bits/s/Hz, the proposed encoding scheme offers a PSNR amelioration of 2 dB compared to TCM/STBC encoding scheme, and this for an E_b/N_0 of 11 dB.*

Keywords: *Trellis-coded modulation, Trellis-coded modulation with Ungerboeck-Gary mapping, Logarithm of maximum a posteriori, Space-time block code, JPEG.*

I. Introduction

In future wireless communication systems, high data rates need to be reliably transmitted over time-varying band limited channels. The wireless channel mainly suffers from time-varying fading due to multipath propagation and destructive superposition of signal received over different paths. Fortunately, the effects of fading can be substantially mitigated by the use of diversity. Different transmit diversity techniques have been introduced. In [1], Tarokh et al. proposed space-time trellis coding by jointly designing the channel coding, modulation, transmit diversity and the optional receiver diversity. The proposed space-time trellis codes perform extremely well at the cost of high complexity. In addressing the issue of decoding complexity, Alamouti [2] discovered a remarkable scheme for transmissions using two transmit antennas. A simple decoding algorithm was introduced, which can be generalised to an arbitrary number of receive antennas. This scheme is significantly less complex, than space-time trellis coding using two transmit antennas, although there is a loss in performance [3]. Despite the associated performance penalty, Alamouti's scheme is appealing in terms of simplicity and performance.

This proposal motivated Tarokh et al. [3,4] to generalise the scheme to an arbitrary number of transmit antennas, leading to the concept of space time block codes. Space-time block codes were designed for achieving the maximum diversity order of $n \times m$ for n transmit and m receive antennas. However, they were not designed for achieving additional coding gain.

Hence, in this contribution, we combine space-time block codes with Trellis Coded Modulation (TCM) [5,6], and TCM-

UGM [7] in order to achieve additional coding gains. The simulation results showed that the TCM-UGM outperforms the original TCM scheme proposed by Ungerboeck by 2.59 dB over Rayleigh fading channel [7]. The comparison is done at a Bit Error Rate (BER) of 10^{-5} . Visual signals such as compressed still images are very vulnerable to channel noise.

Usually, channel coding is utilized to protect the transmitted visual signals. The Joint Photograph Experts Group (JPEG) standard [8] proposed in 1992 is widely used for still image compression and transmission. JPEG has 4 distinct modes of operation: sequential DCT-based, progressive DCT-based, lossless, and hierarchical [9]. JPEG, a DCT-based image compression algorithm [10], is the current ISO standard for the encoding of still images. The JPEG algorithm [11] follows a block-based compression approach. It divides the input image into 8×8 pixel blocks, transforms each block using DCT, and then codes the DC and AC coefficients. In this paper, we provide an efficient scheme for transmitting JPEG compressed images using the concatenation of STBC with TCM-UGM system (TCM-UGM/STBC). The considered image is compressed using JPEG compression algorithm then coded with TCM-UGM/STBC or TCM/STBC. At the receiver, symbol-by-symbol MAP TCM-UGM or TCM decoding algorithm is applied, and the image is reconstructed by decompression algorithm.

This paper is organized over five sections. In section II, the principles of space-time block codes are introduced. In section III, the trellis-coded modulation combined to Ungerboeck-Gray mapping (TCM-UGM) is described. In section IV the TCM-UGM/STBC system is exposed. The simulation results are presented in section V. Finally, the paper is concluded in section VI.

II. Space–Time Block Codes

A Space Time Block Code describing the relationship between the original transmitted signal and the signal replicas artificially created at the transmitter for transmission over various diversity channels is defined by an $n_T \times p$ dimensional transmission matrix. The entries of the matrix are constituted of linear combinations of the k -airy input symbols x_1, x_2, \dots, x_k and their conjugates. The k -airy input symbols $x_i, i=1 \dots k$ are used to represent the information-bearing binary bits to be transmitted over the transmit diversity channels. In a signal constellation having 2^m constellation points, a number m of binary bits are used to represent a symbol x_i . Hence, a block of $k \times m$ binary bits are entered into the STB encoder at a time and it is, therefore, referred to as a STB code. The number of transmitter antennas is n_T and p represents the number of time slots used to transmit k input symbols. Hence, a general form of the transmission matrix of a STBC is written as

$$\begin{pmatrix} g_{11} & g_{21} & \dots & \dots & g_{p1} \\ g_{12} & g_{22} & \dots & \dots & g_{p2} \\ \vdots & \vdots & \vdots & \vdots & \vdots \\ g_{1n} & g_{2n} & \dots & \dots & g_{pn} \end{pmatrix} \quad (1)$$

where the entries g_{ij} represent linear combinations of the symbols x_1, x_2, \dots, x_k and their conjugates. More specifically, the entries g_{ij} , where $x_i, i=1 \dots n_T$ are transmitted simultaneously from transmit antennas $1, \dots, n_T$ in each time slot $j=1, \dots, p$.

The transmission matrix in (1) (which defines the STBC) is based on a complex generalized orthogonal design, as defined in [3]. Since there are k symbols transmitted over p time slots, the code rate of the STBC is given by

$$R = \frac{k}{p} \quad (2)$$

At the receiving end, one can have an arbitrary number of n_R receivers. A simple transmit diversity scheme for two transmit antennas was introduced by Alamouti in [2]. The transmission matrix is

$$G_2 = \begin{pmatrix} x_1 & x_2 \\ -\bar{x}_2 & \bar{x}_1 \end{pmatrix} \quad (3)$$

It can be seen in the transmission matrix G_2 that there are $n_T=2$ (number of columns in the matrix G_2) transmitters, $k=2$ possible input symbols, namely, x_1, x_2 and the code spans over $p=2$ (number of rows in the matrix G_2) time slots. Since $k=2$ and $p=2$, the code rate is unity. The associated encoding and transmission process is shown in Table 1. At any given time instant T , two signals are transmitted simultaneously from the antennas Tx_1 and Tx_2 . For example, in the first time slot $T=1$, signal x_1 is transmitted from antenna Tx_1 and signal x_2 is transmitted simultaneously from antenna Tx_2 . In the next time

slot $T=2$, signals $-\bar{x}_2$ and \bar{x}_1 (the conjugates of symbols x_1 and x_2) are simultaneously transmitted from antennas Tx_1 and Tx_2 , respectively.

TABLE 1
ENCODING AND TRANSMISSION PROCESS FOR THE STBC

Time slot, T	Antenna	
	Tx_1	Tx_2
1	x_1	x_2
2	$-\bar{x}_2$	\bar{x}_1

Figure 1, shows the base band representation of a simple two-transmitter STBC, namely, that of the G_2 code seen in Eq. (3) using one receiver. We can see from the figure 1 that there are two transmitters, namely, Tx_1 as well as Tx_2 and they transmit two signals simultaneously. As it can be seen from the figure 1, the transmitted symbol x_1 and x_2 propagates through two different fading channels, namely, h_1 and h_2 . As mentioned earlier, the complex fading envelope is assumed to be constant across the corresponding two consecutive time slots.

$$h_1 = h_1(T=1) = h_1(T=2) \quad (4)$$

$$h_2 = h_2(T=1) = h_2(T=2) \quad (5)$$

At the receiver, independent noise samples, n_1 and n_2 are added in each time slot; hence the signals received over non dispersive or narrow-band channels can be expressed with the aid of Eq. (3) as

$$y_1 = h_1 x_1 + h_2 x_2 + n_1. \quad (6)$$

$$y_2 = -h_1 \bar{x}_2 + h_2 \bar{x}_1 + n_2. \quad (7)$$

where y_1 is the first received signal and y_2 is the second. Note that the received signal y_1 consists of the transmitted signals x_1 and x_2 , while y_2 consists of their conjugates. In order to determine the transmitted symbols, we have to extract the signals x_1 and x_2 from the received signals y_1 and y_2 . Therefore, both signals y_1 and y_2 are passed to the combiner, as shown in Figure 1. In the combiner-aided by the channel estimator, which provides perfect estimation of the diversity channels in this example-simple signal processing is performed in order to separate the signals x_1 and x_2 . Both signals x_1 and x_2 are then passed to the maximum likelihood detector of Figure 1, based on the Euclidean distances between the combined signal x and all possible transmitted symbols. The simplified decision rule is based on choosing x_i if and only if

$$dist(\hat{x}, x_i) \leq dist(\hat{x}, x_j) \quad \forall i \neq j \quad (8)$$

where $dist(A,B)$ is the Euclidean distance between signals A and B and the index j spans all possible transmitted signals. From Eq. (8), we can see that

maximum likelihood transmitted symbol is the one having the minimum Euclidean distance from the combined signal \hat{x} .

III. Trellis coded modulation with Unger-boeck-Gray Mapping

The TCM scheme, proposed by Ungerboeck, was designed for throughput of m bits/sec/Hz, where m bits are input to the encoder (among input bits $\tilde{m} \geq 0$ are uncoded) and $m+1$ bits are output and mapped with 2^{m+1} -ary modulation using set partitioning yielding a coding rate

$$R = \frac{m}{m+1} \tag{9}$$

In this case the mapping by set partitioning (called also Ungerboeck mapping) is applied. The Ungerboeck TCM encoder was chosen by maximizing d_f . In [5], d_f is computed by an algorithm that replaces the search in TCM trellis for the path that maximizes d_f .

In [7], the TCM-UGM scheme considered, for a throughput of m bits/sec/Hz, that the mapper is a 2^{m+1} -airy that uses a mapping technique combining Ungerboeck mapping and Gray mapping. In this case, the Gray mapping is applied on the parity bit and first systematic bit; on the other systematic bits, Ungerboeck mapping is employed. In [7], the optimal encoder code-generator is obtained by searching in the trellis, of two different paths (with a minimum Euclidean distance) that begin at state zero and finish to the same state. The optimal code-generator is obtained by maximizing d_f . In this work, the TCM-UGM encoder, illustrated in Figure 2, considers $m=2$ input bits of which no uncoded bits are considered.

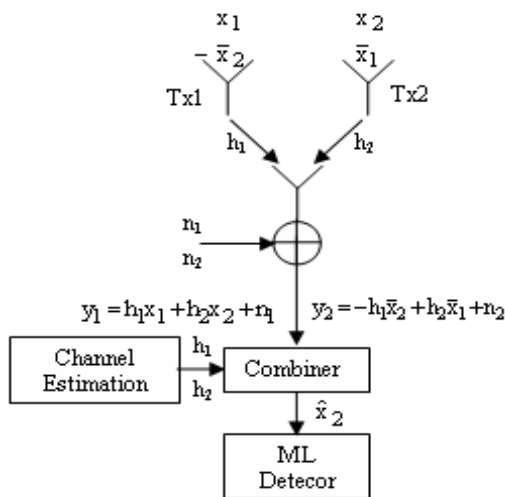


Figure 1. Base band representation of the simple two transmitters STBC G2 of (3) using one receive antenna

IV. The proposed system

Figure 3 represents the image transmission system, for which we evaluate the FER and PSNR after decoding. An input image is compressed by JPEG. The binary symbols resulting from the JPEG compressing constitute the sequence of data to be transmitted. The information data is first encoded by the TCM or TCM-UGM encoder exposed in section III. The complex constellation symbols, generated by the mapper, are interleaved and fed into the space-time block encoder described in section II (with n_T transmit and n_R receive antennas). At each time slot T , the output symbols x_i are transmitted simultaneously each from a different transmit antenna. At the receiver end, the received noisy symbol is decoded using space-time block decoder and deinterleaved giving a soft-decision exploited by TCM or TCM-UGM decoder, then used for the image reconstruction.

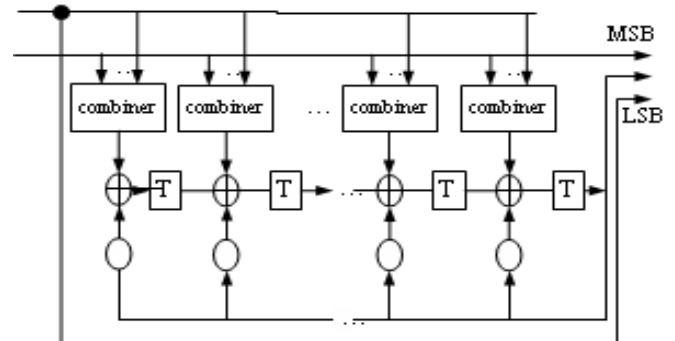


Figure 2. TCM-UGM encoder for 2 bits/s/Hz

V. Simulation result

The performance simulation of the associations TCM/STBC and TCM-UGM/STBC using 8PSK Ungerboeck mapper (for TCM) and Ungerboeck-Gray mapper (for TCM-UGM) are investigated for throughput 2 bit/s/Hz for JPEG image transmission. Rate 2/3 and 16-state TCM or TCM-UGM encoder is considered. Transmission over MRF channel, using one receiver antenna, is simulated employing STBC with G2 as orthogonal code. The optimal encoders' code-generator (in sense of d_f) for the used TCM and TCM-UGM encoders are illustrated in Table 2 (the average power per dimension in the constellation is normalized to 1/2).

TABLE 2. BEST TCM AND TCM-UGM ENCODERS' CODE-GENERATOR FOR THROUGHPUT 2BITS/S/Hz STBC.

	d_f^2	Memory order	Code-generator		
			h_0	h_1	h_2
TCM	5.172	4	31	14	30
TCM-UGM	5.172	4	23	34	15

In simulation, a variety of raw images with high resolution (512x512 pixels) are used (boat image in Figure 9, goldhill image in Figure 12 and concord aerial in Figure 15). The images transmitted have different bit per pixel (bpp) (Table 3) to illustrate the effectiveness of the proposed system.

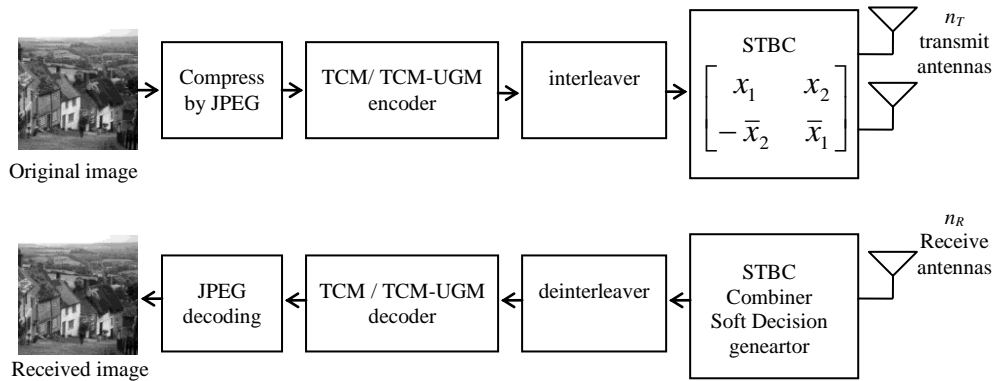


Figure 3. A block diagram of a communication system, $n_T = 2$; $n_R = 1$

TABLE 3. BIT PER PIXEL RATE FOR DIFFÉRENT IMAGE

Image	Concord-aerial	Boat	Goldhill
Bit per pixel	0.5	0.4	0.61

The performance of the encoding schemes is evaluated in terms of BER (bit error rate) and FER (frame error rate) versus bit energy to noise ratio (E_b/N_0). The FER computation considers a frame length of 1024.

Figure 4 and Figure 5 illustrate the performance in sense of BER and FER, respectively, of TCM/STBC and TCM-UGM/STBC considering one receiver antenna for the transmission of this JPEG images. It can be observed that the system TCM-UGM/STBC presents better results than the TCM/STBC from a E_b/N_0 of 10 dB for BER curves and 7 dB for FER curves. The TCM-UGM/STBC system outperforms the performance of the association TCM/STBC by 0.4 dB at $BER = 10^{-5}$ and 0.9 dB at $FER = 10^{-3}$.

The Peak Signal--to-Noise Ratio (PSNR) is the most commonly used as a measure of quality of reconstruction in image compression. The PSNR were identified using the following formulae:

$$MSE^2 = \frac{1}{M \times N} \sum_{i=1}^{i=N} \sum_{j=1}^{j=M} (I(i, j) - \hat{I}(i, j))^2 \quad (10)$$

Mean Square Error (MSE) which requires two $M \times N$ grayscale images I and \hat{I} where one of the images is considered as a compression of the other is defined as: The PSNR is defined as:

$$PSNR = 10 \log_{10} \left(\frac{(Dynamics \ of \ image)^2}{MSE} \right) \quad (11)$$

Usually an image is encoded on 8 bits. It is represented by 256 gray levels, which vary between 0 and 255, the extent or dynamics of the image is 255. Figure 6 to Figure 8 illustrate the performance curves of the PSNR of the reconstructed image vs. E_b/N_0 .

From these figures, it can be shown clearly that the proposed system based on TCM-UGM gives better performance. For an E_b/N_0 of 11 dB a PSNR improvement of around 2 dB is obtained for Boat and Goldhill images and around 0.6 dB to the Concord-aerial image.

Figure 10 and Figure 11 represent, respectively, the reconstructed Boat image after transmission using the TCM-UGM/STBC and TCM/STBC for E_b/N_0 equals 11 dB; we can observe a clear visual improvement made by the proposed system. The same remark can be done for the other images (Figure 13 and Figure 14 for the Goldhill image and, Figure 16 and Figure 17 for the Concord-aerial image).

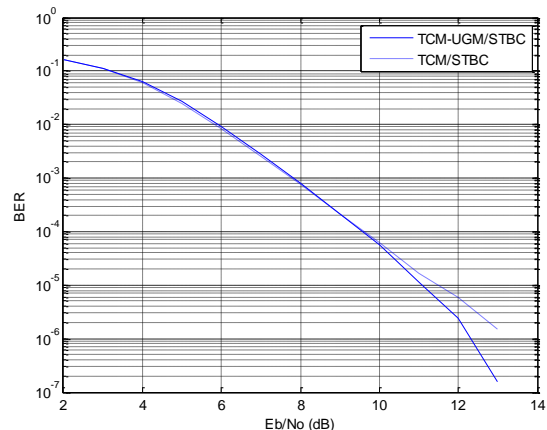


Figure 4. BER performance of TCM/STBC and TCM-UGM/STBC schemes over MRF channel ($n_R = 1$)

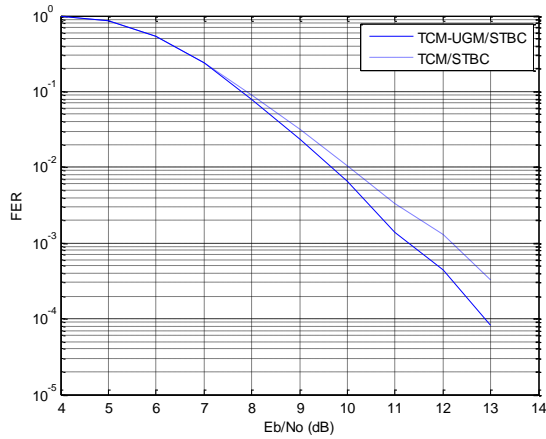


Figure 5. FER performance of TCM/STBC and TCM-UGM/STBC schemes over MRF channel ($n_R=1$)

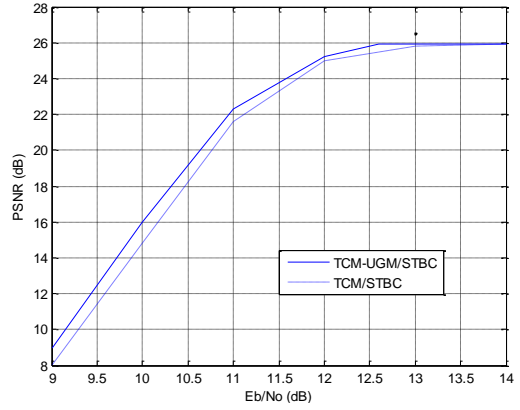


Figure 8. Performance PSNR vs. E_b/N_0 for JPEG Concord-aerial image transmission $\text{bpp}=0.5$

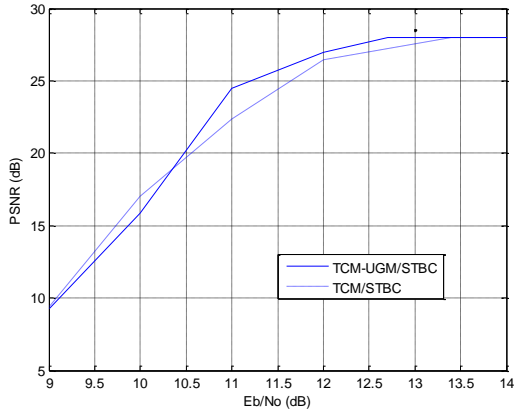


Figure 6. Performance PSNR vs. E_b/N_0 for JPEG Boat image transmission $\text{bpp} = 0.4$

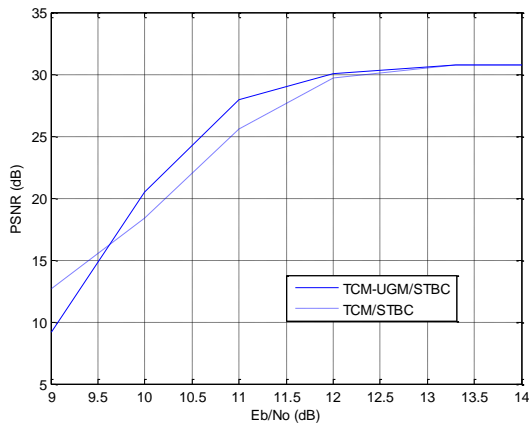


Figure 7. Performance PSNR vs. E_b/N_0 for JPEG Goldhill image transmission $\text{bpp} = 0.61$



Figure 9. Original Boat image



Figure 10. Reconstructed Boat image for TCM-UGM/STBC, $\text{bpp} = 0.4$, $E_b/N_0 = 11$ dB, PSNR = 24.52 dB



Figure 11. Reconstructed Boat image for TCM/STBC, $\text{bpp} = 0.4$, $E_b/N_0 = 11$ dB, PSNR = 22.28 dB



Figure 12. Original Goldhill image



Figure 13. Reconstructed Goldhill image for TCM-UGM/STBC, $\text{bpp} = 0.61$, $E_b/N_0 = 11$ dB, $\text{PSNR} = 27.92$ dB



Figure 14. Reconstructed Goldhill image for TCM/STBC, $\text{bpp} = 0.61$, $E_b/N_0 = 11$ dB, $\text{PSNR} = 25.58$ dB



Figure 15. Original concord-aerial image



Figure 16. Reconstructed concord-aerial image for TCM-UGM/STBC, $\text{bpp} = 0.5$, $E_b/N_0 = 11$ dB, $\text{PSNR} = 22.26$ dB



Figure 17. Reconstructed concord-aerial image for TCM/STBC, $\text{bpp} = 0.5$, $E_b/N_0 = 11$ dB, $\text{PSNR} = 21.58$ dB

VI. Conclusions

In this work, TCM-UGM/STBC encoding scheme has been used to correct compressed JPEG images transmission errors. The simulation results over MRF channel have shown that the proposed scheme offers better performance in sense of FER and PSNR of the reconstructed images, compared to TCM/STBC scheme. For a throughput of 2 bit/s/Hz and an E_b/N_0 of 11 dB, TCM-UGM/STBC permits to obtain a PSNR gain of 2 dB.

References

- [1] V. Tarokh, N. Seshadri and A. R. Calderbank, "Space-Time Codes for High Data Rate Wireless Communication: Performance Criterion and Code Construction", *IEEE Transactions on Information Theory*, Vol. 44, no. 2 pp. 744-765, March 1998.
- [2] S. M. Alamouti, "A Simple Transmit Diversity Technique for Wireless Communications", *IEEE JSA C*, pp. 1451-1458, October 1998.
- [3] V. Tarokh, H. Jafarkhani and A. R. Calderbank, "Space-Time Block Codes from orthogonal Designs", *IEEE Transactions on Information Theory*, pp. 1456-1467, July 1999.
- [4] V. Tarokh, H. Jafarkhani and A. R. Calderbank, "Space-Time Block Coding for Wireless Communications: Performance Results", *IEEE JSA C*, pp. 451-460, March 1999.
- [5] G. Ungerboeck, "Channel coding with multilevel/phase signals, *IEEE Transactions on Information Theory*", vol. 28, pp. 55-67, 1992.
- [6] Hanzo, L. T.; Liew H. and Yeap, B. L. "Turbo Coding, Turbo Equalisation and Space Time Coding for Transmission over Wireless channels". New York, USA: John Wiley IEEE Press 2002.
- [7] A. Bassou and A. Djebbari, "Performance Evaluation of a New Trellis-Coded Modulation Scheme", in *proc. SETIT 2007*, TUNISIA.
- [8] ISO/IEC JTC1: Digital Compression and Coding of Continuous tone Still Images Part 1: Requirements and Guidelines, JPEG-9-R6 CD10918-1, 1991.
- [9] ISO/IEC, "Digital compression and coding of continuous tone still images: requirements and guidelines", International Standard Organization, 1994.
- [10] G. Lakhani, "DCT coefficient prediction for JPEG image coding image processing", *ICIP, IEEE International Conference on Image Processing*, San Antonio, Texas, pp. 189-192, 2007.

Journal of Scientific Research

P.O.Box 417 route de Kenadsa

08000 Bechar - ALGERIA

Tel: +213 (0) 49 81 90 24

Fax: +213 (0) 49 81 52 44

Editorial mail: jrs.bechar@gmail.com

Submission mail: submission.bechar@gmail.com

Web: <http://www2.univ-bechar.dz/jrs/>
